



# Safety for Piccaninny!

our little ones



Queensland  
Government

Queensland Health  
Department of  
Emergency Services

© Queensland Government 2005

ISBN: 192 102 1071

This work is copyright. Apart from any use as permitted under the Copyright Act 1968, no part may be reproduced by any process without written permission from Queensland Government. Material from this work may be reproduced with appropriate acknowledgment.

**Tropical Public Health Unit Network**

– Mt Isa and Gulf

PO Box 27 Mt Isa QLD 4825

Phone: (07) 4744 4844

# Safety for Piccaninny!

## Introduction and acknowledgments

This booklet has been endorsed by the Kalkadoon Elders, who would like to acknowledge the input from people from other tribes, including Waanyi and Alywarra.

*Special thanks are given to the following people, and to the many others who helped to develop this book, but did not wish to be named:*

Dolly Mahoney, Donna Gilbert, Evelyn Neade, Frances Page, Olga Callaghan, Samantha Morrison, Teresa Gilbert and Thelma Sullivan.



*Our thanks also go to the Department of Emergency Services and Queensland Health for funding this booklet which is an outcome of the Childhood Injury Prevention Project in Mount Isa.*

Illustrations by Julie Haysom.

## Glossary

*Safety for Piccaninny – Our Little Ones* is designed to be used by local Aboriginal families, to help keep young children safe from accidents. The words in this booklet are everyday words which are used by local Aboriginal people in Mount Isa.

Here is what they mean to us...

**Bingy** *Belly*

**Bogie** *Bath*

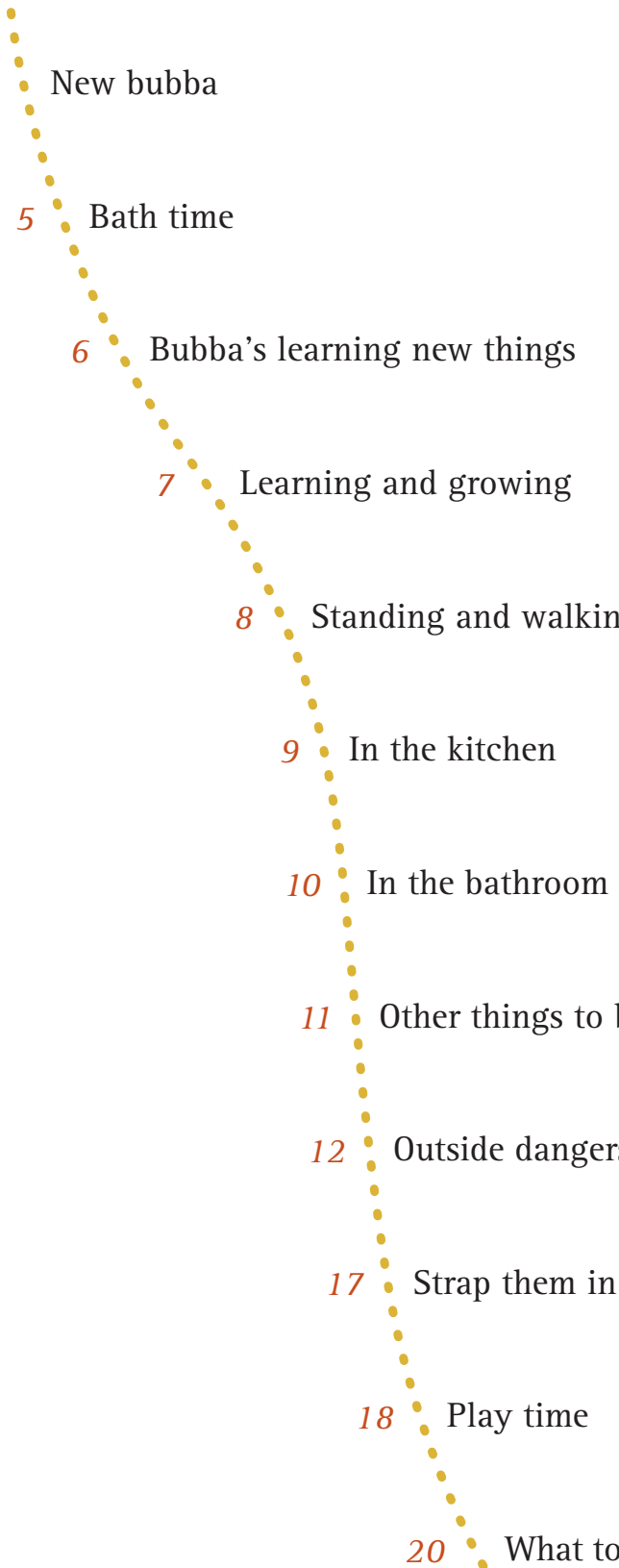
**Bubba** *Baby*

**Kids** *Children*

**Mob** *Friends and Family*

**Piccaninny** *Baby/toddler*


# Contents

- 
- 4 New bubba
  - 5 Bath time
  - 6 Bubba's learning new things
  - 7 Learning and growing
  - 8 Standing and walking
  - 9 In the kitchen
  - 10 In the bathroom
  - 11 Other things to be careful of
  - 12 Outside dangers
  - 17 Strap them in
  - 18 Play time
  - 20 What to do if something bad happens

# New Bubbba

You want to be careful  
with that hot tea!

Might spill it on  
that baby.



# Bath time



You want to be careful  
and **CHECK THAT WATER!**

You might burn your baby  
– hot water burns like fire!


Don't go leaving your baby to  
*bogie* (bath) by themselves.

Bad things can happen  
– like drowning.

**STAY WITH BUBBA!**

Don't leave older  
kids to mind bubba  
in the *bogie* (bath).

**STAY WITH BUBBA!**



# Bubba's Learning new things

Bubba's learning to roll onto his or her *bingy* (belly) now. He or she can roll off the table or wherever you've got him or her. **DON'T TURN YOUR BACK!**



When bubba learns to sit up, put something soft around for him or her to fall on.




# Learning & Growing



When your mob come to the house, check that they put bags up high where little ones can't reach. They get into everything, hey!



Soon bubba will be crawling and getting into things. Pick up little things lying around. Bubba will put everything in his or her mouth and could choke on small things.



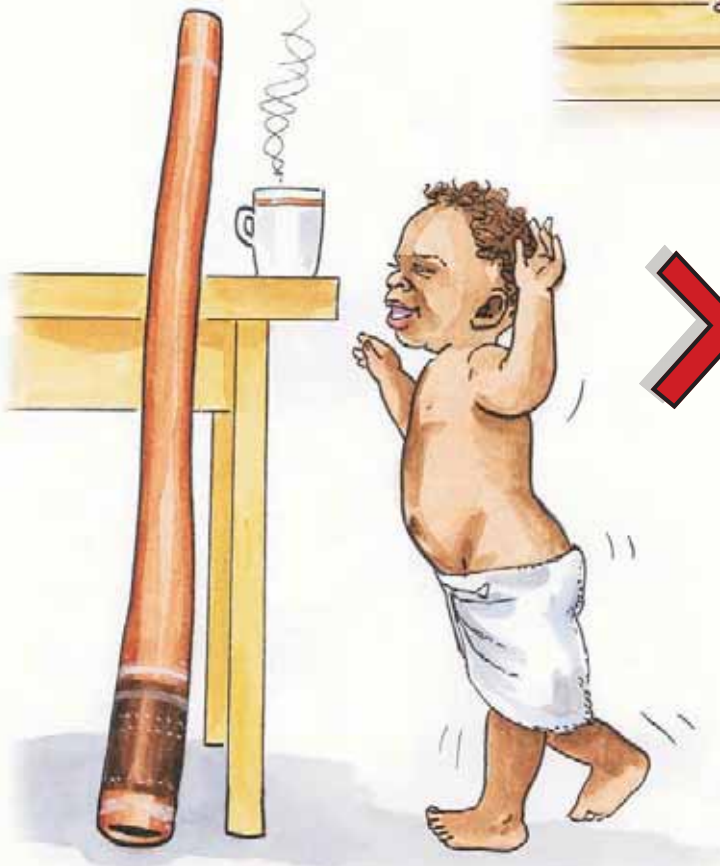

They go straight for the button as soon as you turn off the heater. So unplug the heater after you turn it off.

# Standing & walking

Bubba will grow stronger bones and muscles by learning to walk alone.

If you use a walker, accidents can happen, like falling down the steps or getting burnt, because the walker lets bubba reach hot things up high.

Best not to use a walker.



Bubba's getting fast. Watch them stairs. You'd better put something across to keep bubba off, or keep the door closed.

While your *piccaninny* (toddler) is learning to stand up alone, there will be a few falls. You want to make sure there is nothing sharp or hard for him or her to fall onto.

# In the kitchen

Lots of things in the kitchen are dangerous for little ones. It's best if you can shut the door or put a gate up to keep little ones out.

These are some things to be careful of:

Saucepan handles:  
turn them to the  
back of the stove.

Cleaning stuff:  
keep it in a  
high cupboard

Cords: don't let them  
hang down over  
the edge of the bench

Tablecloth:  
bubba can  
pull it down

Medicines:  
keep them in a  
high cupboard

Oven door:  
(when it's hot)  
keep bubba away

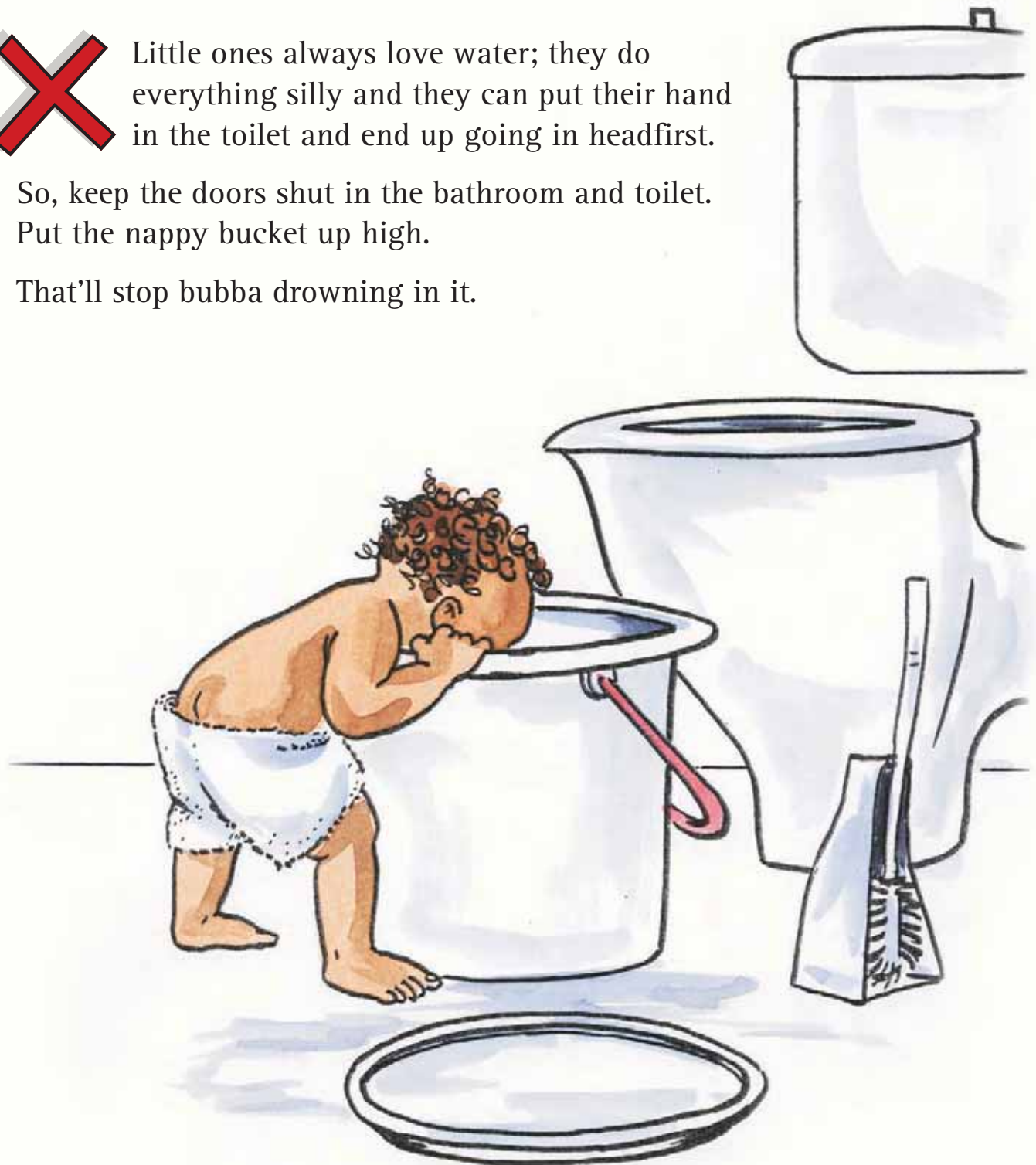
# In the Bathroom



Little ones always love water; they do everything silly and they can put their hand in the toilet and end up going in headfirst.

So, keep the doors shut in the bathroom and toilet.  
Put the nappy bucket up high.

That'll stop bubba drowning in it.



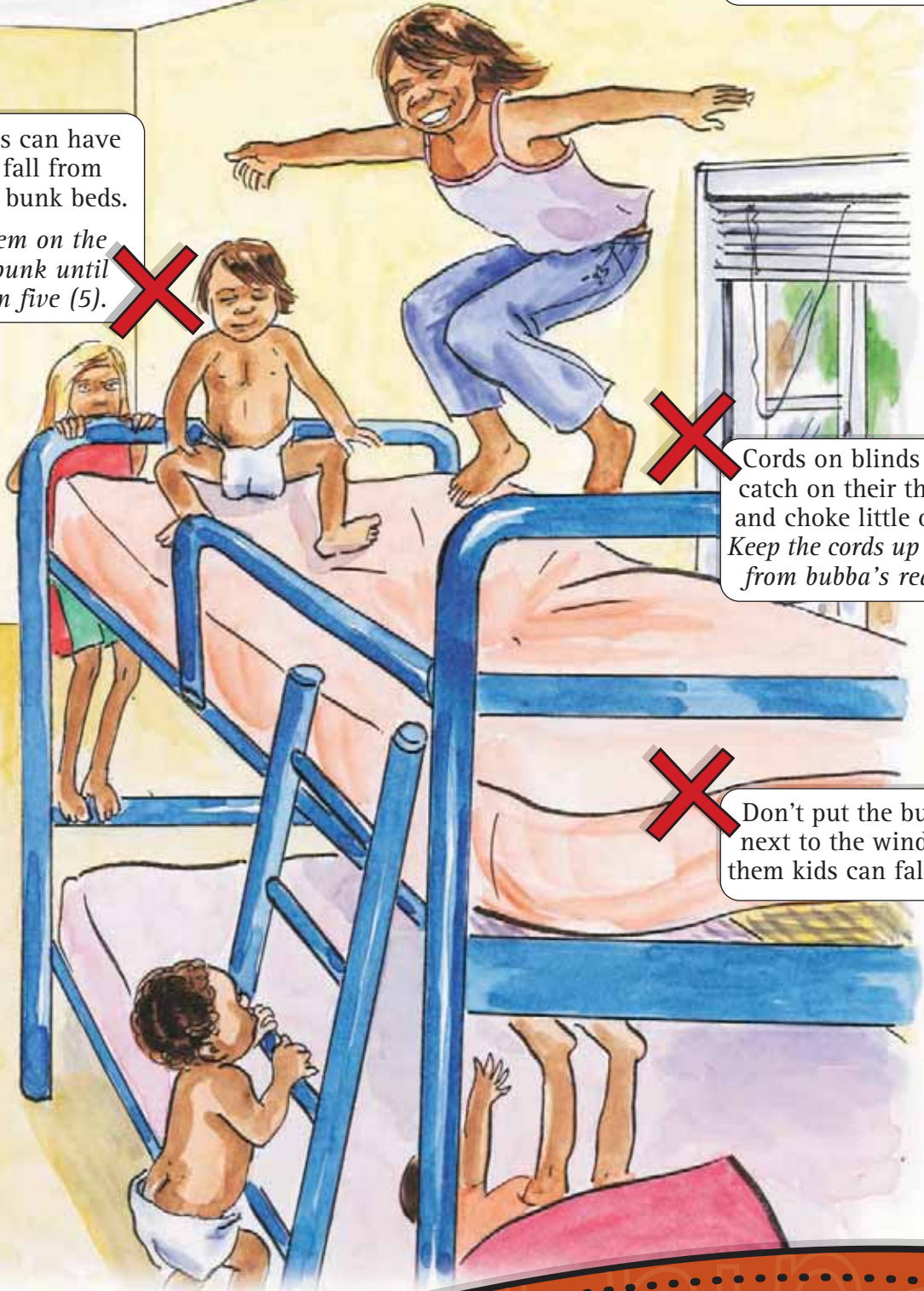
# Other things to be careful of



Don't put the bunks next to a ceiling fan; they can cut themselves real bad on that fan.

Little ones can have a nasty fall from the top of bunk beds.


Keep them on the bottom bunk until they turn five (5).



Cords on blinds can catch on their throat and choke little ones. Keep the cords up away from bubba's reach.

Don't put the bunks next to the window; them kids can fall out.

# Outside Dangers




Little ones can have a nasty fall from windows and verandas. Don't put chairs near the veranda rail. Little ones can climb onto the rail from the chair, then fall and get hurt. Don't let them walk on the rail.



*Piccaninnies* (toddlers) always want to play with the dog. Watch out, that cheeky dog might bite.

Tie him up or keep him away and keep watch.  
Put the dog's water where bubba can't drown in it.



When you're visiting, them kids go straight for the pool.

If you have the plastic ones you buy at Christmas,  
tip out the water as soon as you get out of the pool.

**DON'T TURN YOUR BACK WHILE BUBBA IS SWIMMING.**



Is that swimming pool fenced? Keep the gate shut all the time.  
Make sure the fence is strong. Your Council can help you do this.

If little ones are swimming, sit alongside the pool so  
you can help quickly if something goes wrong.



Store poisons, fuel and dangerous things up high. Never put them in an old drink bottle.

If bubba has swallowed something you think might be poisonous, ring the Poisons Information Centre on 13 11 26.

Bites from red back spiders and snakes can put little ones in a bad way. Shake your shoes before you put them on. If anyone is bitten call the ambulance on 000.





Take that old fridge to the dump.  
Don't let little ones play near it.  
Those kids get into everything –  
they can hide in the fridge and  
not get any air to breathe.

Be careful of broken glass, clean it up!  
Make sure there's no sharp things  
around to poke your foot.



# Strap them in


Always strap piccaninny (babies and toddlers) up in the high chair, pram or car seat. Always use a car seat. Never let any kids ride anywhere without a seat belt or in the back of utes.



# Play time

Watch for little ones that like to follow. Sometimes the bigger ones will play rough games that aren't good for smaller ones to join in. Watch out they don't hurt that baby when they play and run.

Help the bigger ones to choose GOOD PLAY not BAD PLAY. Don't go letting them play in flood water; they can be washed away.




Them kids get into everything when they play hide and seek.

They can lock themselves into the cupboard. Then they can't reach the handle to get out.

You have to keep an eye on them.





There's always marble time. If marbles get stuck in their throat, little ones can die. Best to make sure marbles are kept away from little ones.

Watch those piccaninnies (toddlers) when grown-ups are playing. Look out for your own mob. Don't leave it for other grown-ups to do. If you see somebody else's kids in danger, help them out.



# What to do

## if something bad happens

### 1. Yell for help.

### 2. Call 000 for an ambulance.

- Or if you have someone with you, get him or her to call 000.
- If you don't have the phone on, get them to go next door or to the nearest phone box.
- Tell them to come back and help you.
- Ask them if they got the ambulance.
- Stay with the person who's been hurt.

### 3. If nobody comes:

- you ring the ambulance
- don't hang up the phone
- do what they tell you to do
- stay with the hurt person till the ambulance comes.

### The operator will ask you:

- What town are you in, your street and number?
- How and when did the accident happen?
- How old is the person who's hurt?
- Are they a man or a woman, boy or girl?
- Can they talk to you, are they awake?
- Are they breathing, or is their breathing a bit funny?
- Has this person been sick before?

### Poisoning

If bubba has swallowed something you think might be poisonous, ring 13 11 26. It's good to keep these numbers near your phone, or somewhere easy to find in case you need to send someone off to the phone box to call for help in a hurry.

*If you want to learn more about what to do in an emergency, ask your Health Worker or Ambulance Worker about doing a First Aid Course.*

# Safety for Piccaninny!

*The Childhood Injury Prevention Project is a demonstration project in Mount Isa and Mackay.*

*It aims to reduce unintentional injury to children aged 0-4 years by creating supportive environments, strengthening community action, developing personal skills, building healthy public policy, and re-orienting health services.*



**Queensland  
Government**

Queensland Health  
Department of  
Emergency Services

